




EVANS MACHINERY, INC.

PHONE 623-934-7294 FAX 623-934-7384

www.evansmachineryinc.com

**MODEL 5031
LAMINATE/VENEER SLITTER**
Installation and operations manual



1. **SET UP**

Place the machine on a sturdy bench or pedestal.

Bolting the machine through all four mounting holes onto the bench or pedestal is recommended.

Plug the electrical cord into a 110 Vac, 60 Hz outlet.
(Optional: 220 Vac, 1 Ph., 50 Hz)

2. **OPERATION**

Caution: NEVER OPERATE THE MACHINE WITHOUT ALL GUARDS IN PLACE AND PROPERLY ADJUSTED.

WEAR EYE PROTECTOR (GOGGLES) WHEN OPERATING THE MACHINE.

Setting the fence:

- a) Loosen adjustment handle and wing nut.
- b) Position the fence until indicator is at desired cutting width (see Fig. 2)
- c) Tighten adjustment handle and wing nut.

Adjusting the roller:

- a) Loosen the thumb screw.
- b) Slide the roller shaft until roller is approximately half way between cutting blades and fence (see Fig. 3)
- c) Place the laminate under the roller (see Fig. 4)
- d) Rotate roller shaft until roller presses the laminate onto the table and laminate is still being able to slide.
- e) Tighten the thumb screw.

Cutting the laminate:

- a) Turn the machine on.
- b) Place front edge of laminate on the machine table, with finished side up.
- c) Push laminate against the fence groove (see Fig. 5)
- d) Feed the laminate under the roller to the slitter blades. (to have a straight cut the laminate's edge which is pushed against the fence should be straight)
- e) As the blades cut the laminate, the rotation of the blades will pull the laminate in (self feeding).

3. **Maintenance**

Grease all spindle bearings and lubricate the chain periodically.

Check and adjust the tension of the chain when necessary.

Sharpening the blades

Spacer disc (washer between the bottom blades) should be:

.002" to .004" [.050 mm. to .100 mm.]
thinner than the top blade.

Blade should be:

Flat within .001" [.025 mm.] and TIR .001 [.025 mm.]

Service limit

Top blade - dia. : 5.750" (new) - 5.700"
[146.05 mm. - 144.78 mm.]
Thickness : .080" (new) - .065"
[2.03 mm. - 1.65 mm.]

Bottom blade - dia. : 5.750" (new) - 5.700"
[146.05 mm. - 144.78 mm.]
Thickness : .125" (new) - .100"
[3.18 mm. - 2.54 mm.]

Bottom spindle should be realigned when bottom blades are ground, to a thinner size.

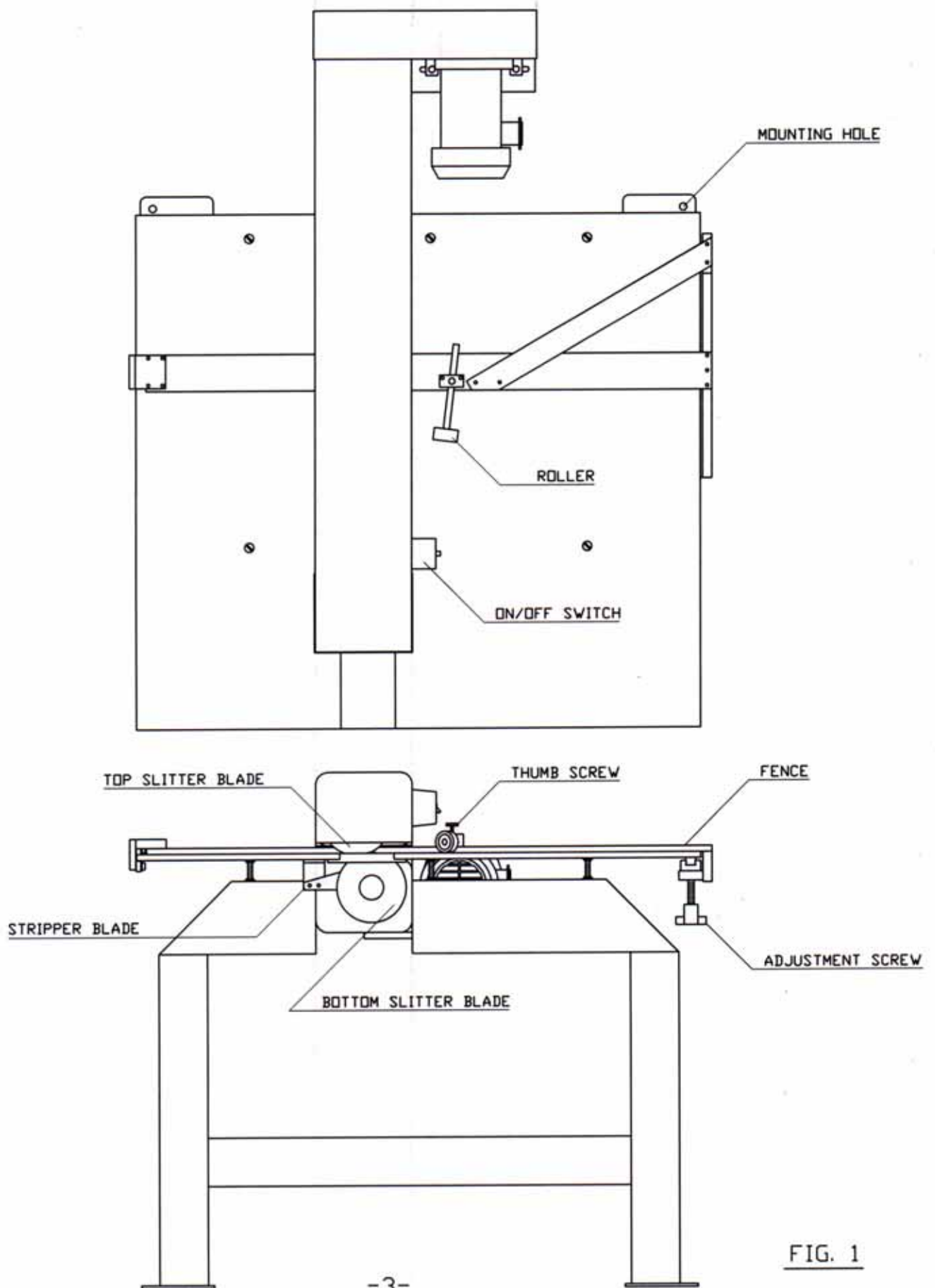


FIG. 1

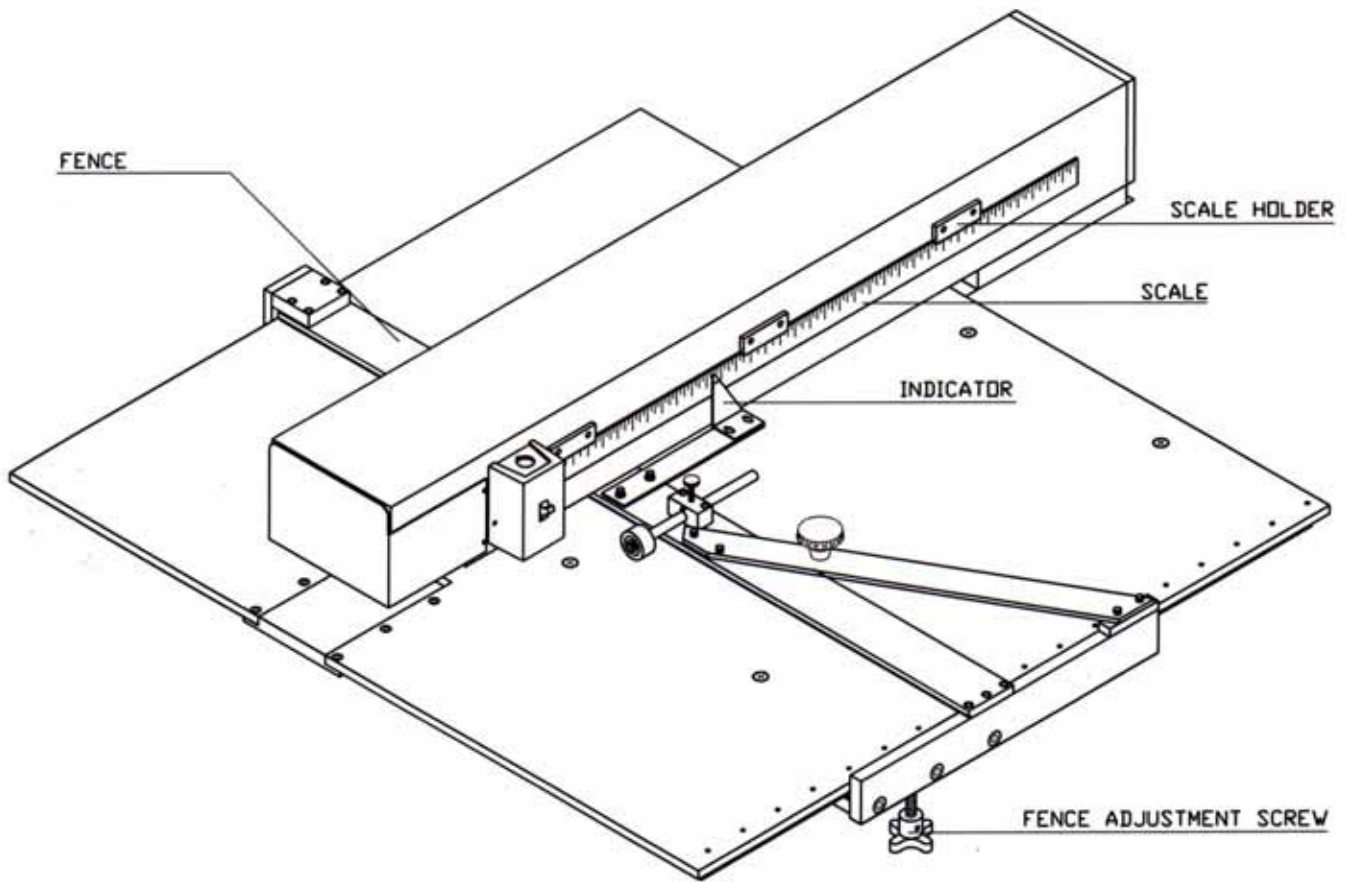


FIG. 2

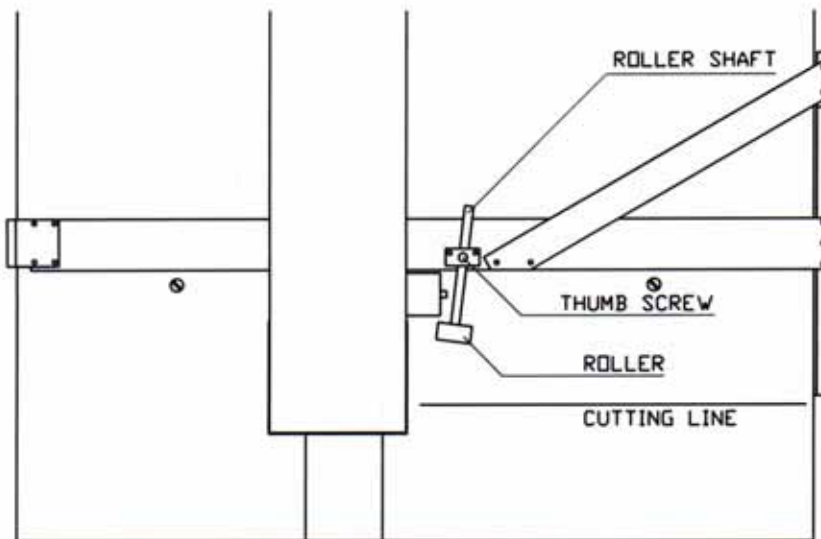


FIG. 3

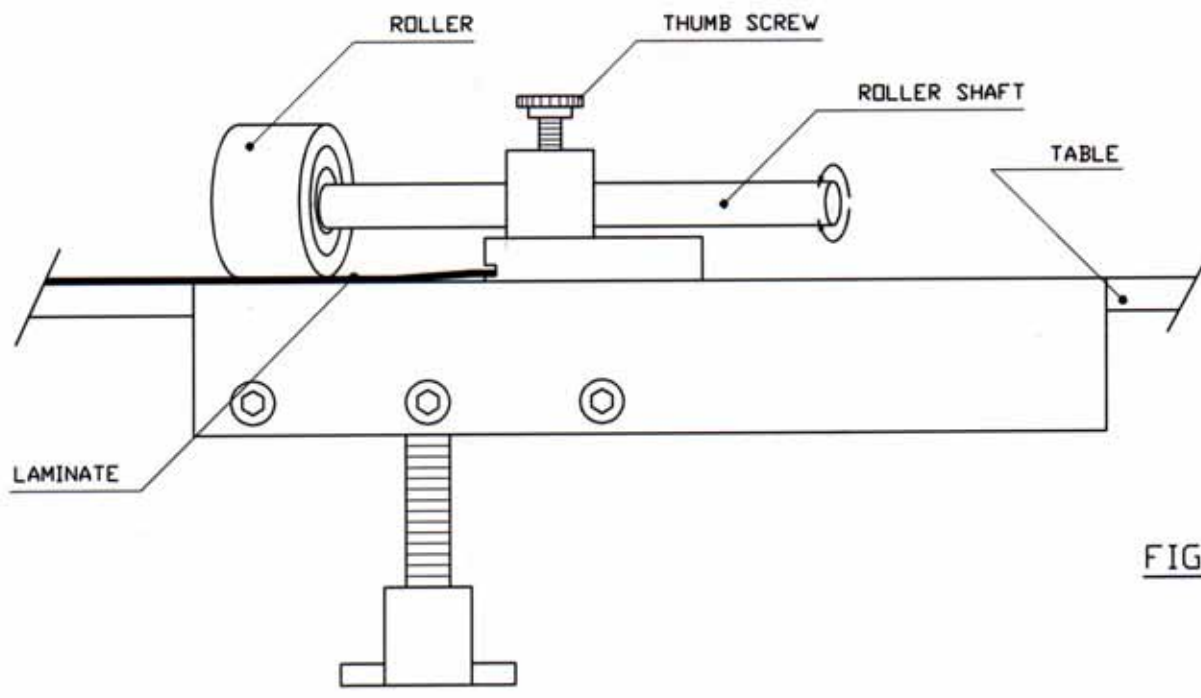


FIG. 4

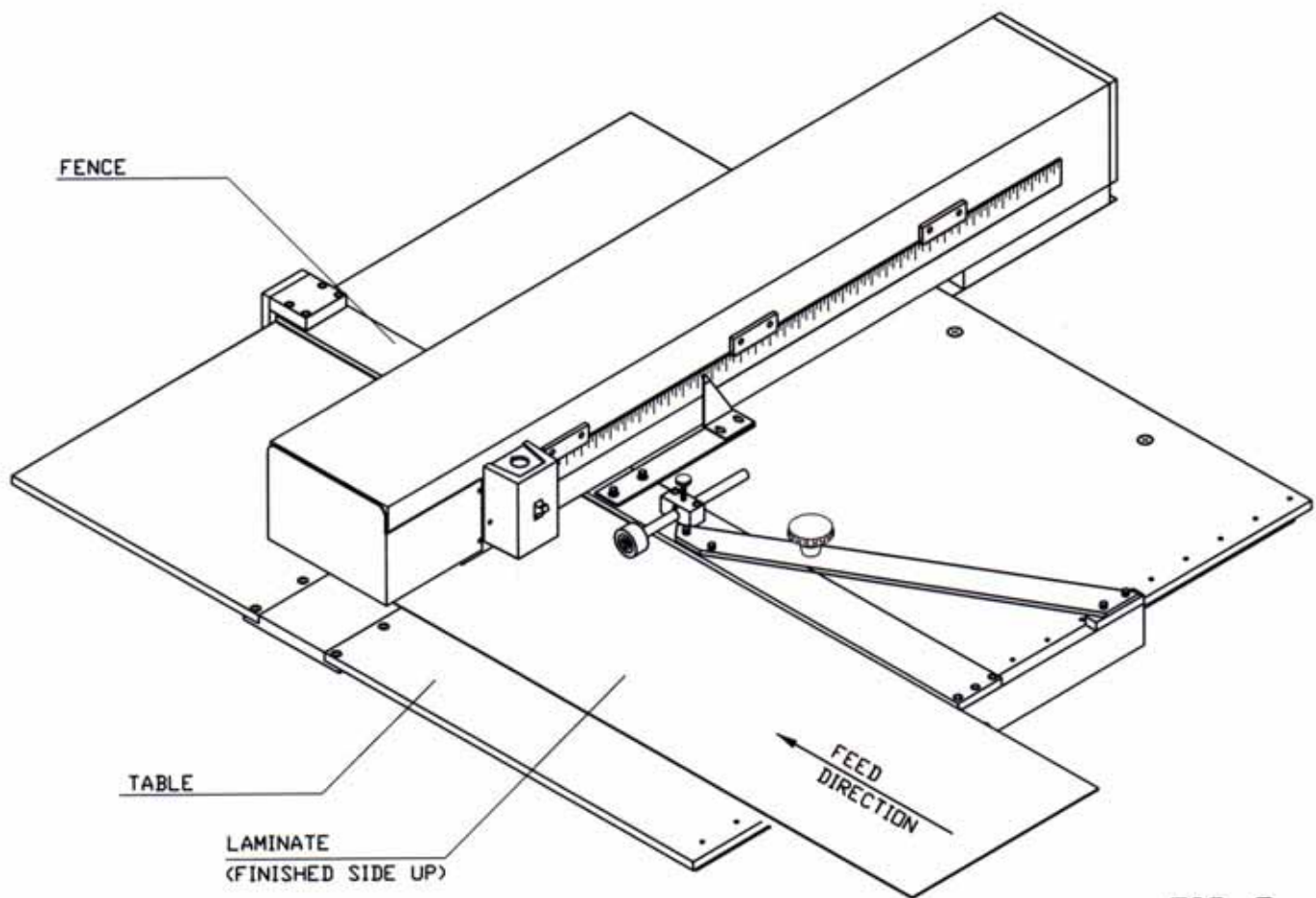
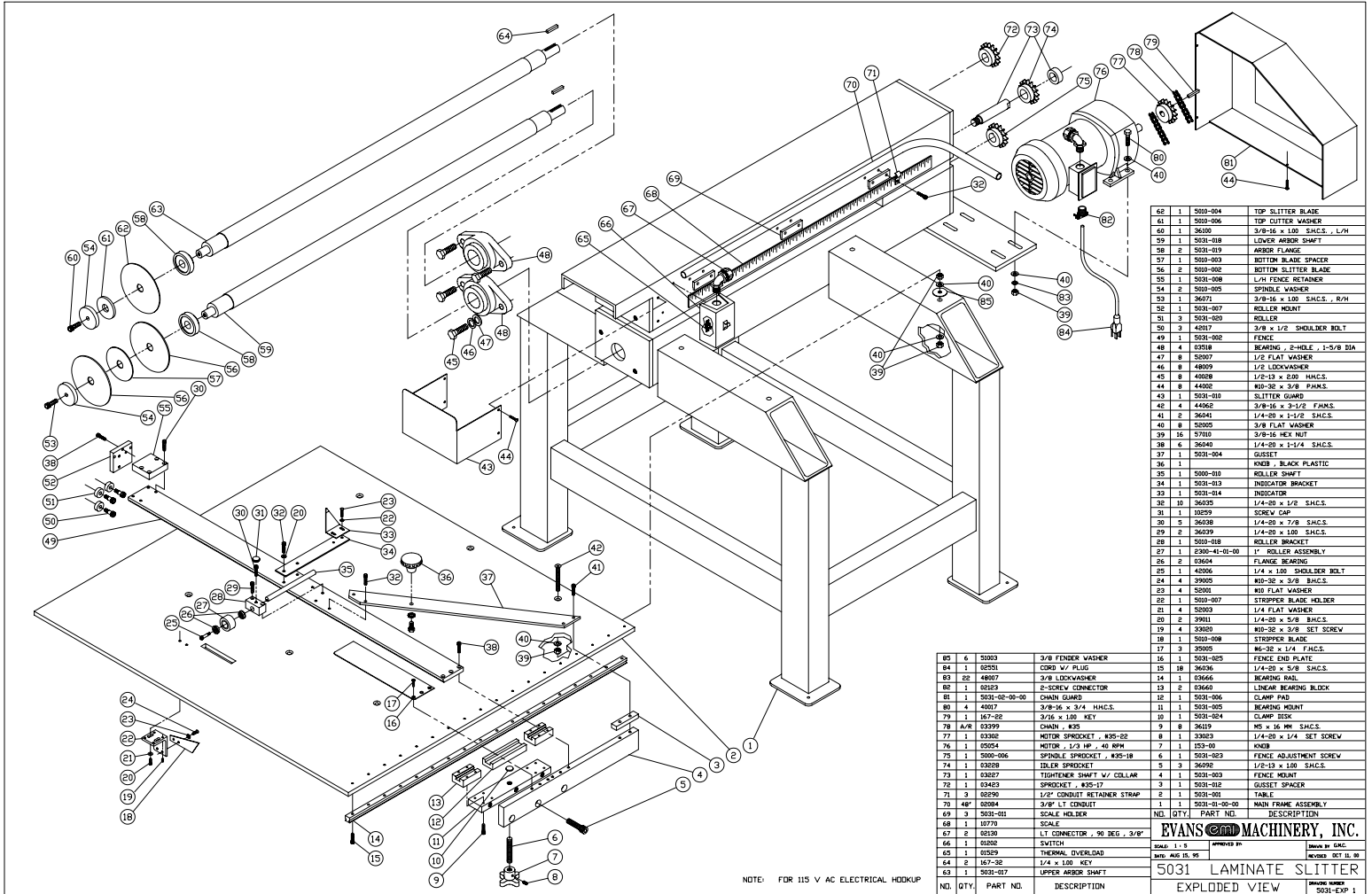


FIG. 5

4. TECHNICAL SPECIFICATIONS

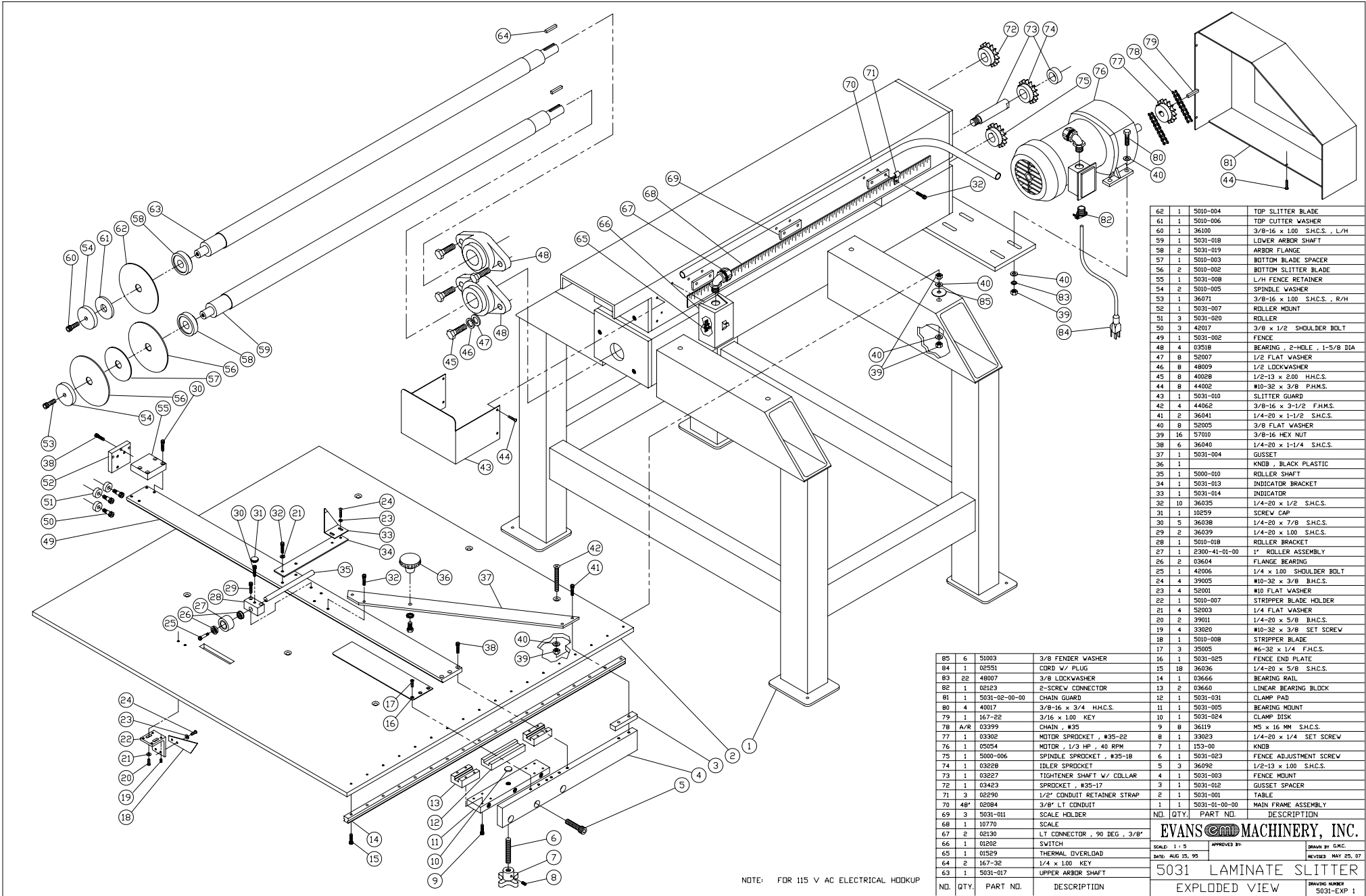
Machine Model No.	:	5031
Maximum cutting width	:	31" [787 mm.]
Maximum cutting thickness	:	.050 approx. [1.25 mm.] GP laminate
Blades diameter (top and bottom)	:	5.750" [146 mm.]
Arbor diameter	:	.875" [22.225 mm.]
Feed speed	:	70 ft/minute [21 m/minute]
Electrical motor	:	1/3 HP, 110 V, 1 PH., 60 HZ (Optional: 220 V, 1 PH., 50 HZ)
Dimensions	:	52" W x 65" L x 44" H [1.3m W x 1.6m L x 1.1m H]
Shipping weight	:	900 lbs [408 kgs.]



NOTE: FOR 115 V AC ELECTRICAL HOOKUP

QTY	PART NO.	DESCRIPTION	
65	6	51003 3/8 FENDER WASHER	
64	1	52351 CORD W/ PLUG	
63	22	48007 3/8 LOCKWASHER	
62	1	51219 2-SCREW CONNECTOR	
61	1	5031-00-00 CHAIN GUARD	
60	4	40017 3/8-16 x 3/4 HHCS	
59	1	157-02 3/16 x 100 KEY	
58	A/R	53399 CHAIN, #35	
57	1	53385 MOTOR SPROCKET, #35-52	
56	1	52254 MOTOR 1/2 HP, 42 RPM	
55	1	5000-006 SPINDLE SPROCKET, #35-18	
54	1	53289 IDLER SPROCKET	
53	1	52227 TIGHTENER SHAFT W/ COLLAR	
52	1	53423 SPROCKET, #35-17	
51	3	52290 1/2" CONDUIT RETAINER STRAP	
50	4	52284 3/8" LT CONDUIT	
49	3	5031-011 SCALE HELDER	
48	1	10770 SCALE	
47	2	52120 SLT CONNECTOR, 90 DEG, 3/8"	
46	1	51026 SWITCH	
45	1	51229 THERMAL OVERLOAD	
44	2	107-26 1/4 x 100 KEY	
43	1	5031-017 UPPER ARBOR SHAFT	
42	1	5031-004 TOP SLITTER BLADE	
41	1	5031-006 TOP CUTTER WASHER	
40	1	36100 3/8-16 x 100 SHCS, L/H	
39	1	5031-018 LOWER ARBOR SHAFT	
38	2	5031-013 ARBOR FLANGE	
37	1	5031-003 BOTTOM BLADE SPACER	
36	2	5031-002 BOTTOM SLITTER BLADE	
35	1	5031-008 L/H FENCE RETAINER	
34	2	5031-005 SPINDLE WASHER	
33	1	36071 3/8-16 x 100 SHCS, R/H	
32	1	5031-007 ROLLER MOUNT	
31	3	5031-020 ROLLER	
30	3	42017 3/8 x 1/2 SHOULDER BOLT	
29	1	5031-002 FENCE	
28	4	50318 BEARING, 2-HOLE, 1-5/8 DIA	
27	8	52007 1/2 FLAT WASHER	
26	8	48009 1/2 LOCKWASHER	
25	8	40028 1/2-13 x 200 SHCS	
24	8	44002 #10-32 x 3/8 FANCS	
23	1	5031-010 SLITTER GUARD	
22	4	44002 3/8-16 x 3-1/2 FANCS	
21	2	36041 1/4-20 x 1-1/2 SHCS	
20	8	52005 3/8 FLAT WASHER	
19	15	57025 3/8-16 HEX NUT	
18	6	36040 1/4-20 x 1-1/4 SHCS	
17	1	5031-004 GUSSET	
16	1	KNBZ BLACK PLASTIC	
15	1	5000-010 ROLLER SHAFT	
14	1	5031-013 INDICATOR BRACKET	
13	1	5031-014 INDICATOR	
12	10	36020 1/4-20 x 1/2 SHCS	
11	1	10259 SCREW CAP	
10	5	36038 1/4-20 x 7/8 SHCS	
9	2	50279 1/4-20 x 100 SHCS	
8	1	5031-018 ROLLER BRACKET	
7	1	2300-41-01-00 1" ROLLER ASSEMBLY	
6	2	10261 FLANGE BEARING	
5	1	42006 1/4 x 100 SHOULDER BOLT	
4	4	39005 #10-32 x 3/8 SHCS	
3	1	50300 #10 FLAT WASHER	
2	1	5031-007 STRIPPER BLADE HELDER	
1	4	52003 1/4 FLAT WASHER	
	2	39011 1/4-20 x 5/8 SHCS	
	19	4	39020 #10-32 x 3/8 SET SCREW
	18	1	5031-008 STRIPPER BLADE
	17	3	35000 #10-32 x 1/4 FANCS
	16	1	5031-025 FENCE END PLATE
	15	18	36036 1/4-20 x 5/8 SHCS
	14	1	10666 BEARING BALL
	13	2	10660 LINEAR BEARING BLOCK
	12	1	5031-006 CLAMP PAD
	11	1	5031-005 BEARING MOUNT
	10	1	5031-004 CLAMP DISK
	9	8	36119 M5 x 16 MM SHCS
	8	1	33023 1/4-20 x 1/4 SET SCREW
	7	1	523-00 KNUB
	6	1	5031-023 FENCE ADJUSTMENT SCREW
	5	3	36092 1/2-13 x 100 SHCS
	4	1	5031-023 FENCE MOUNT
	3	1	5031-012 GUSSET SPACER
	2	1	5031-001 TABLE
	1	1	5031-01-00-00 MAIN FRAME ASSEMBLY
			DESCRIPTION

EVANS MACHINERY, INC.
 5031 LAMINATE SLITTER
 EXPLODED VIEW
 REVISED OCT 18 88
 5031-EXP 1



NOTE: FOR 115 V AC ELECTRICAL HOOKUP

62	1	5010-004	TOP SLITTER BLADE
61	1	5010-006	TOP CUTTER WASHER
60	1	36100	3/8-16 x 1.00 S.H.C.S. , L/H
59	1	5031-018	LOWER ARBOR SHAFT
58	2	5031-019	ARBOR FLANGE
57	1	5010-003	BOTTOM BLADE SPACER
56	2	5010-002	BOTTOM SLITTER BLADE
55	1	5031-008	L/H FENCE RETAINER
54	2	5010-005	SPINDLE WASHER
53	1	36073	3/8-16 x 1.00 S.H.C.S. , R/H
52	1	5031-007	ROLLER MOUNT
51	3	5031-020	ROLLER
50	3	42017	3/8 x 1/2 SHOULDER BOLT
49	1	5031-002	FENCE
48	4	03518	BEARING , 2-HOLE , 1-5/8 DIA
47	8	52007	1/2 FLAT WASHER
46	8	48009	1/2 LOCKWASHER
45	8	40028	1/2-13 x 2.00 H.H.C.S.
44	8	44002	#10-32 x 3/8 P.H.M.S.
43	1	5031-010	SLITTER GUARD
42	4	44062	3/8-16 x 3-1/2 F.H.M.S.
41	2	36041	1/4-20 x 1-1/2 S.H.C.S.
40	8	52005	3/8 FLAT WASHER
39	16	57010	3/8-16 HEX NUT
38	6	36040	1/4-20 x 1-1/4 S.H.C.S.
37	1	5031-004	GUSSET
36	1		KNDB , BLACK PLASTIC
35	1	5000-010	ROLLER SHAF
34	1	5031-013	INDICATOR BRACKET
33	1	5031-014	INDICATOR
32	10	26025	1/4-20 x 1/2 S.H.C.S.
31	1	10259	SCREW CAP
30	5	36038	1/4-20 x 7/8 S.H.C.S.
29	2	36039	1/4-20 x 1.00 S.H.C.S.
28	1	5010-018	ROLLER BRACKET
27	1	2300-41-01-00	1" ROLLER ASSEMBLY
26	2	03604	FLANGE BEARING
25	1	42006	1/4 x 1.00 SHOULDER BOLT
24	4	39005	#10-32 x 3/8 B.H.C.S.
23	4	52001	#10 FLAT WASHER
22	1	5010-007	STRIPPER BLADE HOLDER
21	4	52003	1/4 FLAT WASHER
20	2	39011	1/4-20 x 5/8 B.H.C.S.
19	4	33020	#10-32 x 3/8 SET SCREW
18	1	5010-008	STRIPPER BLADE
17	3	35005	#6-32 x 1/4 F.H.C.S.
16	1	5031-025	FENCE END PLATE
15	18	36036	1/4-20 x 5/8 S.H.C.S.
14	1	03666	BEARING RAIL
13	2	03668	LINEAR BEARING BLOCK
12	1	5031-031	CLAMP PAD
11	1	5031-005	BEARING MOUNT
10	1	5031-024	CLAMP DISK
9	8	36119	M5 x 16 MM S.H.C.S.
8	1	13023	1/4-20 x 1/4 SET SCREW
7	1	153-00	KNDB
6	1	5031-023	FENCE ADJUSTMENT SCREW
5	3	36092	1/2-13 x 1.00 S.H.C.S.
4	1	5031-003	FENCE MOUNT
3	1	5031-012	GUSSET SPACER
2	1	5031-001	TABLE
1	1	5031-01-00-00	MAIN FRAME ASSEMBLY
NO.	QTY.	PART NO.	DESCRIPTION

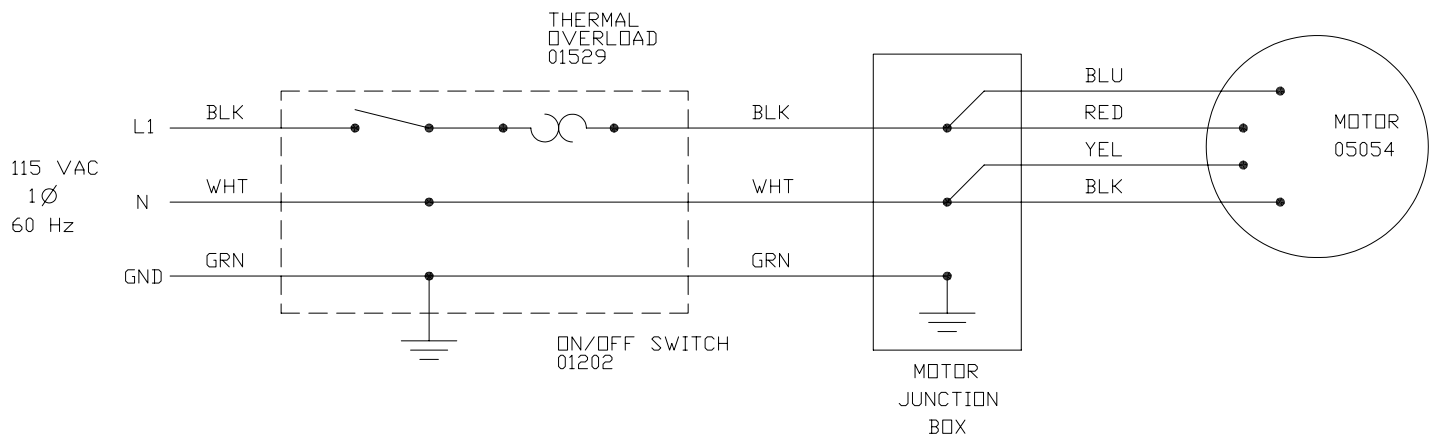
EVANS & MACHINERY, INC.

SCALE: 1 : 5 APPROVED BY: DRAWN BY: G.M.C.

DATE: AUG 15, 95 REVISED: MAY 25, 07

5031 LAMINATE SLITTER DRAWING NUMBER: 5031-EXP 1

EXPLODED VIEW



ELECTRICAL DIAGRAM

EVANS  MACHINERY, INC.

5530N. 51ST AVE. - GLENDALE - AZ. 85301

5031 LAMINATE SLITTER

DRN. G.M.C.

CHECKED

TOLERANCES
UNLESS NOTED

DATE OCT 03, 97

.XXX ± 0.010

SCALE NONE

.XX/FRACTION ± 0.030

5031-E-110160